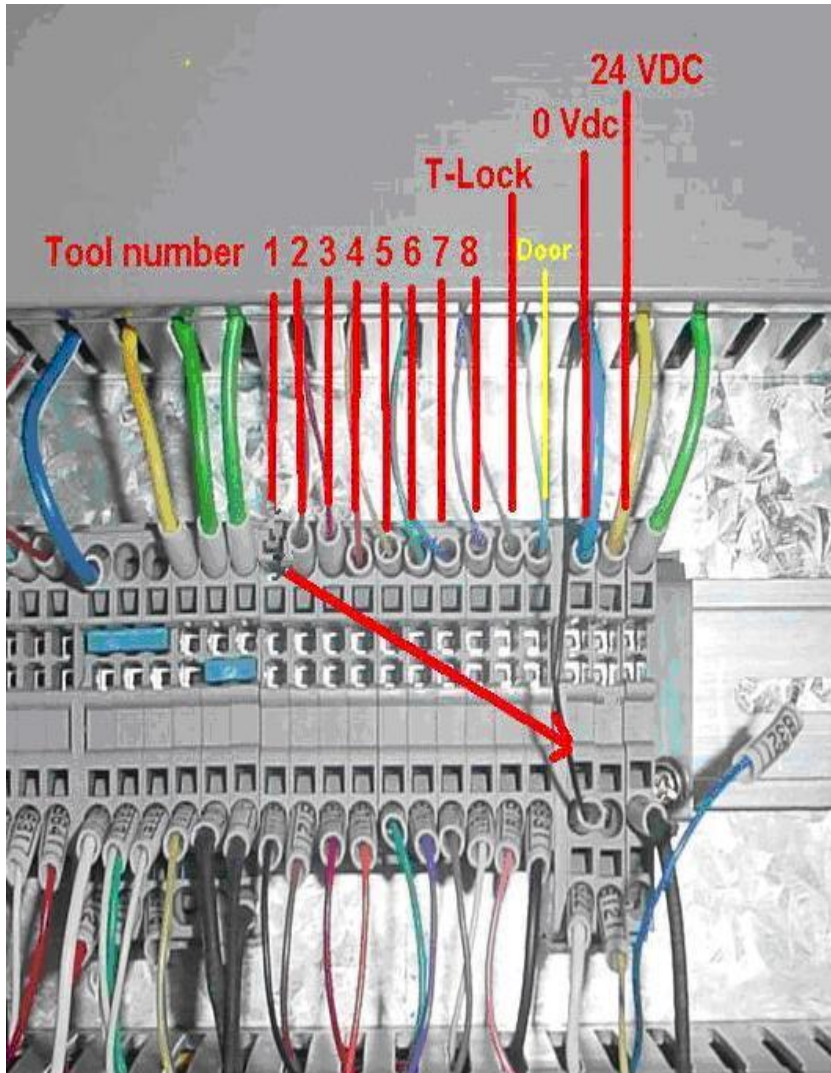


CNC lathes with auto tool change & none tool changer wiring

None tool changer





1. Move Black wire Tool # 1 to 24 Vdc Com. (0 Vdc).
2. Rename file "cnctch.mac" to "***cnctch.mac".

F7 Utility → F5 File Opt → [C:\HardDrive] → Enter → Use arrow key to High light [CNCT] → Enter → High light file "cnctch.mac" → F7 Rename → ***cnctch.mac → press Enter.

CNC lathe with tool changer

1. Move black wire back to original Tool#1 and move blue wire 8321 to 24vdc com.
2. Rename file ***cnctch.mac to cnctch.mac.
3. Set parameter 6 to 1.



Wiring turret 8 positions