

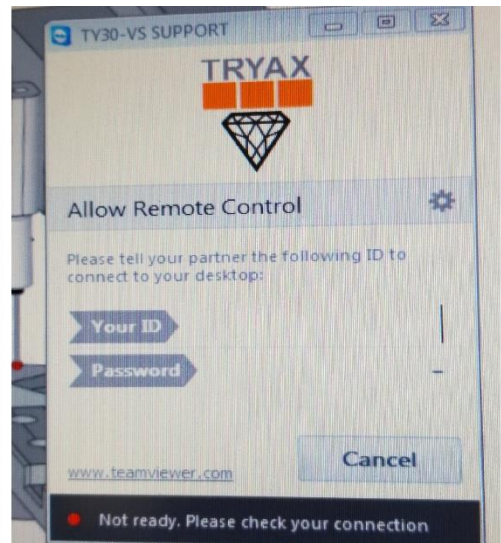


Team Viewer

You connect Ethernet cable to Embedded PC inside Electrical box.



Turn on power. The screen shows below



We will connect by Team Viewer to machine and You select " Yes " allow us connect to your control.

If you turn on power, the screen does not show TY-30 software, Team Viewer screen.

please do the following:

1. CONNECT A USB KEYBOARD and mouse (if you have one) to SYSTEM
2. PRESS CTRL ALT DEL KEYS TOGETHER.

You should see black screen with a list of options please

3. SELECT TASK MANGER AT BOTTOM OF LIST
4. FROM MENU AT TOP OF WINDOW PLEASE SELECT FILE
AND FROM DROP DOWN MENU SELECT NEW TASK
5. TYPE IN EXPLORER AND PRESS ENTER
6. GO TO FOLDER C:\TV32\TV
7. DOUBLE CLICK THE .EXE FILE IN THIS FOLDER THIS WILL START TEAMVIEWER
8. WE WILL THEN CONNECT BY TEAMVIEWER TO MACHINE