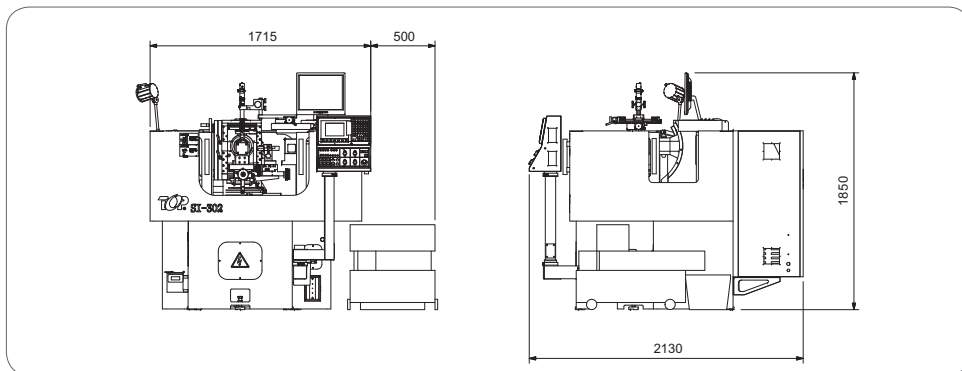


Machine Specifications

		SI-302	SI-303	SI-305
General Capacity	Distance between workpiece center and table	150 mm		
	Max. grinding diameter	Ø 150 mm		
Grinding Spindle	Grinding wheel diameter	150 x 40 x 40 mm		
	Spindle speed	3450 rpm (60HZ) / 2850 rpm(50HZ)		
	Sliding Angle	-3° ~ +25 °		
Axis travel	X axis	300 mm		
	Z axis	150 mm		
	A axis	-3° ~ +25 °		
	B axis	-120° ~ +120°		
	Rapid traverse X,Z	10000 mm/min		
Axis Motor and Coolant System	Spindle motor	2.5 kw		
	X axis	1 kw (Servo)	1 kw (Servo)	1 kw (Servo)
	Z axis	1 kw (Servo)	1 kw (Servo)	1 kw (Servo)
	A axis	Manual	Manual	1 kw (Servo)
	B axis	Manual	1.5 kw (Servo)	1.5 kw (Servo)
	Coolant	0.19 kw(1/4hp)		
	Lubrication	0.19 kw(1/4hp)		
Dimension	Floor space	2130 x 1715 x1850 mm		
	Weight	1500 kg		

Dimension



All specifications are subject to change without prior notice.



TOPWORK Industry Co.,Ltd.

No.9, 6th Road, Taichung Industrial District, Taichung 40755, Taiwan.

TEL : 886-4-23581558 FAX : 886-4-23581268 E-mail : topwork@ms12.hinet.net

www.topwork.com.tw

TOP
TOP WORK
ISO 9001 · CE

SI Series


PCD & PCBN GRINDER



**SI -series is a PCD & PCBN grinding machine designed for grinding.
Metal insert tools. Woodworking insert tools. Profile insert.**

Wheel spindle

- High precision angular-contact ballbearing.
- Maximum stability; Minimum vibration.



Linear guideway

- X and Z axis linear guideway is driven by high precision ballscrew.
- No maintenance needed with central lubrication system.

Feature

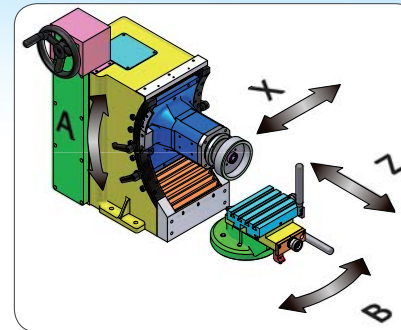
- Equipped with various attachment, fast adjustment, grinding and measurement.
- Performed on different tools such as; PCD · PCBN and carbide.

Controller

- MITSUBISHI controller
- User-friendly operational panel.
- Easy editable macro program.



Application



C.C.D. camera system

- High precision measurement.
- Easy to locate fixed position.
- Magnification with zoom system from x28 to x180.
- Minimum of measurement: approx. radius 0.05mm.



Standard Accessories

Paper Filter Coolant system
Quickly clamping fixture
Tool stand
Angle Display
Angle display
C.C.D Camera system with magnification 28x~180x (Manual)
17" Monitor

Optional

Variable speed attachment (1000~4000 rpm)
Quickly clamping fixture 8 · 12 · 32 mm
Magnetic separator & paper filter coolant system